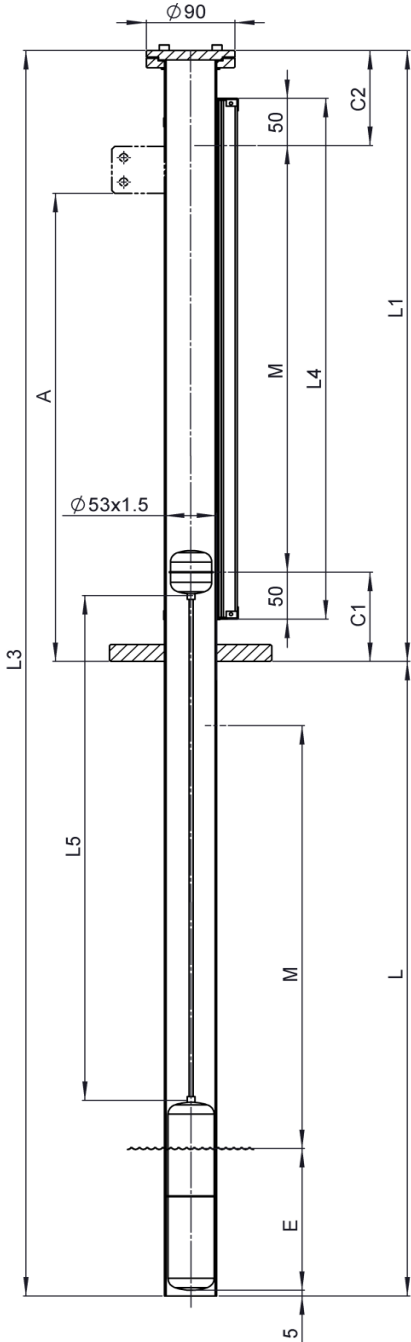


Top of Tank Line, SS

Type: 25270/06

Design meets the requirements of PED 97/23/EC and harmonized standards



Purchase Order Data

Company: Project:
 Purchase order No.:
 Quantity: Tag No.:

Operating Conditions

Fluid:
 Density: $\geq 0.55\text{g/cm}^3$ g/cm3:
 Viscosity: $\leq 600\text{cSt}$ cSt:
 Operation pressure: max. 6bar(g)@20°C *1) bar(g):
 Design pressure: " bar(g):
 Operation temperature: -40°C ... +400°C *1) °C:
 Design temperature: " °C:
 Gaskets for top service connection: NBR / PTFE / Graphite

Process Connections

Process flange EN1092-1:2013

- EN1092-1/01 A/DN50/PN16/316L
- Type A : with flat face

Process flange ASME B16.5:2013

- ANSI/ASME B16.5 / 2" class 150 RFSF
- RF SF: with raised face

Special flange execution

Dimensions

- Tank depth L
- Length L1 (M + 245 mm)
- C1
- C2
- Measuring length M (L - 200 mm)
- Length L4 (M + 100 mm)
- Connection pipe length L5
- Immersion depth E

Standard

0
95
150
0
0
0
-

Special

0
0
0
-

Design and Materials

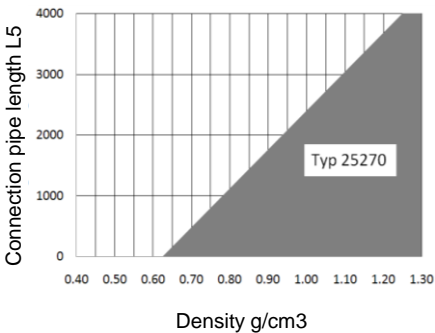
Float chamber: 316&316L
 Float: Standard (27485)
 Magnet holder: Standard (27483)

Indication Rail

PC, IP65 (<150°C)	Flaps: red-silver	No.: 34837	Standard	<input type="checkbox"/>
PC, IP68, inert gas (<150°C)	Flaps: red-silver	No.: 41008		<input type="checkbox"/>
Al/PC, IP54 (<250°C)	Flaps: red-silver	No.: 34560		<input type="checkbox"/>
Al/Glass, IP54 (<400°C)	Flaps: black-silver	No.: 37100		<input type="checkbox"/>
316L, IP67 (<250°C)	Flaps: red-silver	No.: 42403		<input type="checkbox"/>
316L, IP67 (<400°C)	Flaps: black-silver	No.: 42404		<input type="checkbox"/>
Special execution	Flaps: <input type="text"/>	No.: <input type="text"/>		<input type="checkbox"/>

Float Extension bottom / top

	C1:	C2:
Standard	95	150



Accessories (refer to installation instructions 20010501)

Fixation bracket No. 26936: Dim. "A" [mm]:
 Magnetic switch: Quantity: Type:
 Transmitter: Resolution [mm]: Type:
 Electrical measuring length MeI [mm]:
 Converter: Type:
 Additional accessories:

Test Reports and Certificates

EN10204:2004-3.1 Material certificate for float chamber

Special Executions & Additional Notes

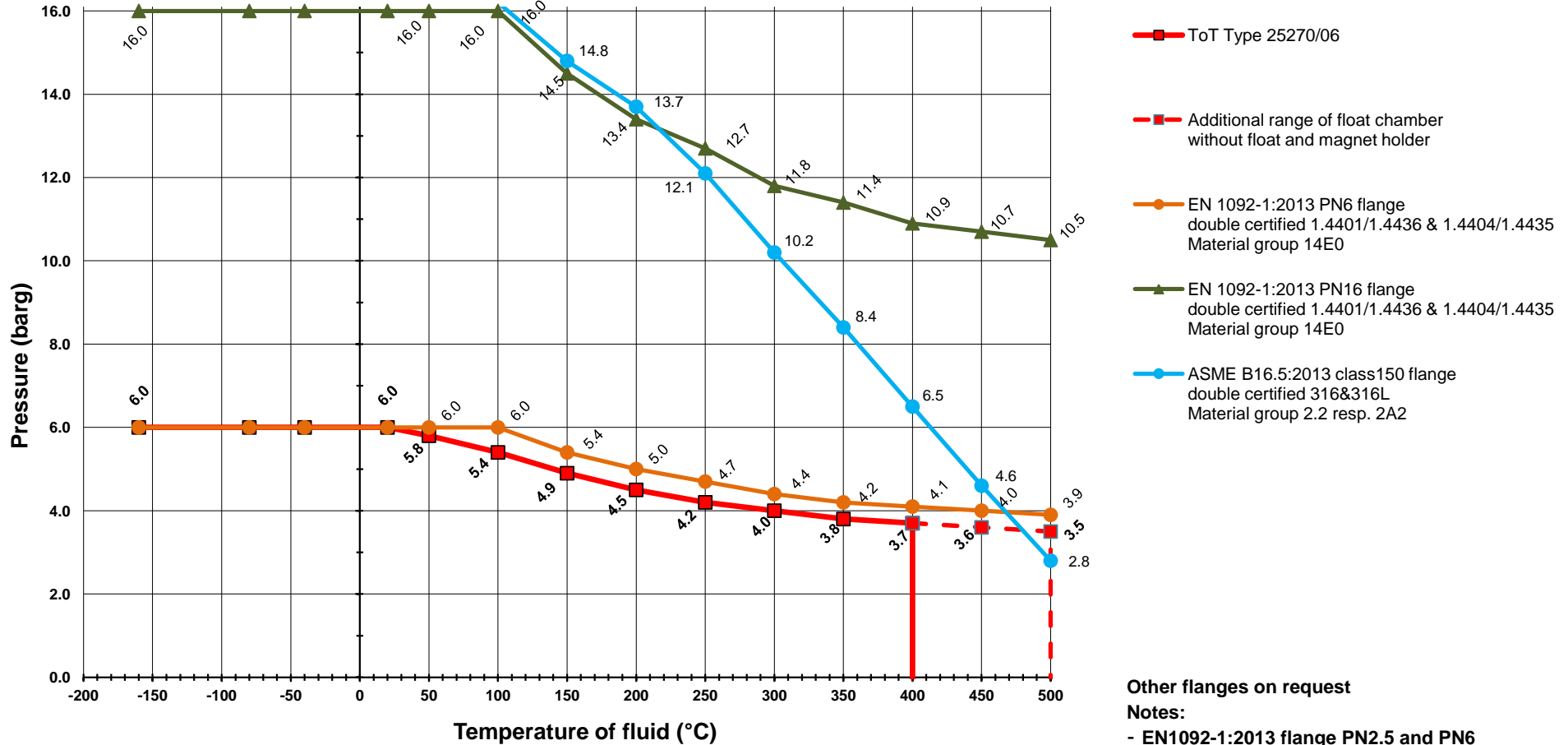
Notes

- *1) Refer to pressure-temperature rating! Lowest rating of any connecting flange or fitting and float chamber sets the limitation. The test pressure PT is specified acc. to WEKA specifications AW 2.1.2.

All mentioned dimensions are in mm and are valid only for ToT standard executions.

Pressure-temperature rating for Top of Tank Line SS 25270/06

Max. 6bar(g)@20°C, up to max. 500°C for ToT float chambers in SS EN 1.4401, 1.4436 & 1.4404, 1.4435 resp. ANSI 316&316L



Other flanges on request

Notes:

- EN1092-1:2013 flange PN2.5 and PN6 use identical interface dimensions
- EN1092-1:2013 flange PN10 and PN16 up to DN150 use identical interface dimensions
- Tolerated max. pressure @ specified temperature for the ToT is given either by the float chamber or by the process flange
- Lower value sets the limitation! ---

