

Function: Transmitter Ex d with ATEX/IECEX certificate for use with WEKA VLI for media temperature ≤ 150°C

The transmitter is mounted outside of the float chamber opposite to the indication rail (see datasheet 20010501). The magnet inside the float activates the reed switches in the transmitter, depending on the level of liquid in the float chamber, thereby changing the effective value of a resistance network. The resulting voltage output is converted by an internal electronic circuit to a 4...20mA signal.

If the liquid level rises above the measuring range of the transmitter the output signal jumps to 115% and remains on that limit.

This transmitter is compatible with Zones 1, 2, 21 and 22 for gas groups IIA, IIB, IIC, IIIA, IIIB and IIIC.

The transmitter must be connected with a certified energy limiting device (e.g. Zener barrier) installed in a safe area. This device guarantees the electrical limit values specified below, including the cable. The metal housing of the transmitter must be connected to protection ground.

Certificate

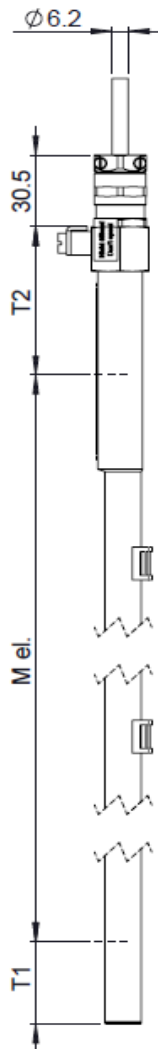


II 2 G Ex db IIC T6 Gb
II 2 D Ex tb IIIC T85°C Db

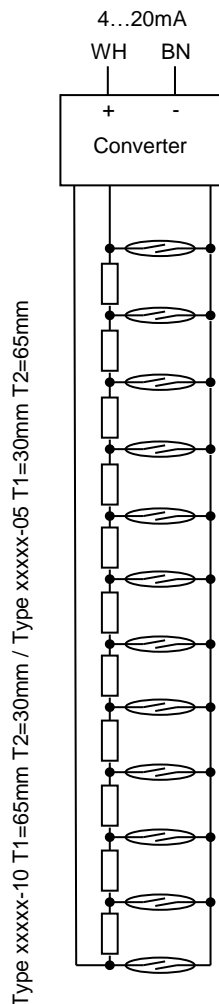
ZELM 15 ATEX 0536
IECEX ZLM 15.0002

Temperature class resp. max. surface temperature refers to below mentioned table.

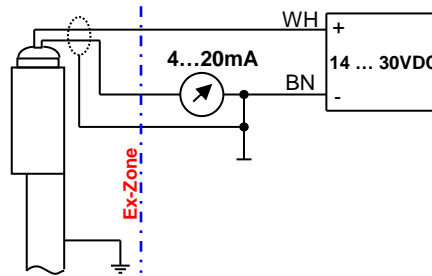
Dimensions



Internal circuit



External electrical connections



Product code:
[For details see page 2](#)

32608-ND-10 10mm resolution
32608-ND-05 5mm resolution
M el. = Measuring length in mm

Resolution	32608-ND-10	32608-ND-05
	10mm	5mm
Transmitter tube dia.	Ø 14 / 10	Ø 17 / 14
Measuring length "M el."	200mm (min.) ... 4000mm (max.)	

Supply voltage
14VDC ... 30VDC

Operating temperatures

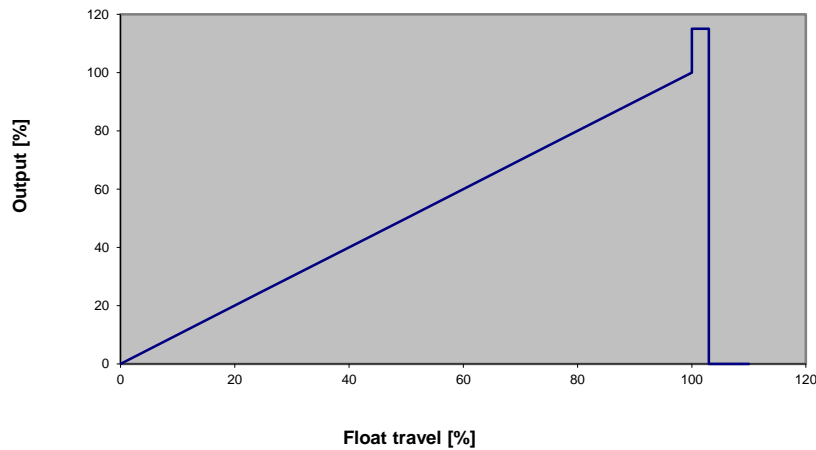
Media temperature	Ambient temperature	Temperature class
-50°C...+150°C	-50°C...+50°C	T4 / T105°C
-50°C...+135°C	-50°C...+50°C	T4 / T100°C
-50°C...+100°C	-50°C...+50°C	T5 / T95°C
-50°C...+85°C	-50°C...+50°C	T6 / T85°C

Enclosure

IP68 - 10bar (EN60529)

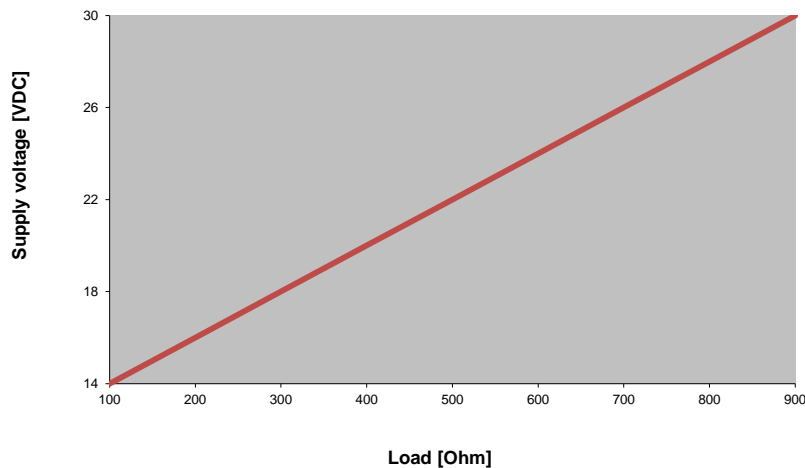
Signal output

4...20mA current loop



Output load (including energy limiting device and cables)

max. 100Ohm at 14VDC
max. 900Ohm at 30VDC



Materials

Housing tube	Stainless steel 316 / 316L
Cable gland	Brass, nickel-plated
- Seal	PA / FPM
Cable (Standard 5m)	Silicone, red, 2 x 0,5mm ² , Ø ~5,9mm, largely resistant to oils/petroleum products, halogen-free
Type label	Stainless steel, lasered



Electrical limit values

U_{max} = 31VDC
I_{max} = 25mA

Fixation

When ordering level indicators with transmitters, hose clamps are included.
When ordering transmitters as spare parts, hose clamps are never included and must be ordered separately.
In case of ordering hose clamps pipe size must be indicated.

For pipe diameter	30...40mm	P/O	80648
For pipe diameter	40...57mm and 57...80mm	P/O	84043

Note

Please read the instructions in our datasheet 20010501 before performing installation.
This device is maintenancefree and repair work is prohibited.
The cable must be durably installed.

The relevant certificates are available at www.weka-ag.ch These information has to be considered additionally.